

## CAMILLO

### IT

Divano letto con rete elettro-saldata e con piano seduta con cinghie, materasso h 16, senza porta-guanciale, struttura formata da una parte metallica assemblata con parti esterne in agglomerato di legno tramite innesti a baionetta. Il passaggio dalla posizione divano alla posizione letto non richiede alcuna rimozione di parti assemblate e/o di tappezzeria del prodotto. Meccanismo prodotto dall'azienda Loiudice (MEC CLI0 MAX). Imbottiture in poliuretano espanso a densità differenziate ad alta resilienza prodotto ed assemblato secondo le vigenti normative CEE, con rivestimento in tecnoform sui cuscini, seduta densità 35s comfort kg/m3. Spalliere densità 25s kg/m3. Rivestimento: tessuto sfoderabile. Piedi in Legno Mod. Conico h 8 cm. Solo versione letto.

### EN

Sofa bed with electro-welded base and seat surface with straps, mattress h 16, without pillow holder, structure formed by a metal part assembled with external parts in agglomerated wood by means of bayonet joints. The transition from the sofa position to the bed position does not require any removal of assembled parts and/or upholstery of the product. Mechanism produced by Loiudice company (MEC CLI0 MAX). Padding in high resilience polyurethane foam with different densities produced and assembled according to current UE regulations, with tecnoform covering on the cushions, seat density 35s comfort kg/m3. Backrests density 25s kg/m3. Cover: removable fabric. Wooden Feet Mod. Conical h 8 cm. Bed version only.



LIFT-UP  
OPTIONAL



POGGIATESTA  
OPTIONAL



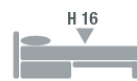
APERTURA  
A RIBALTA  
DI SERIE



LAMPADA LED  
o USB  
OPTIONAL



SFODERABILITA'  
TOTALE  
DI SERIE



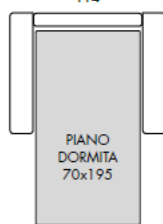
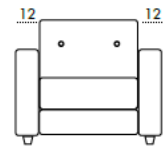
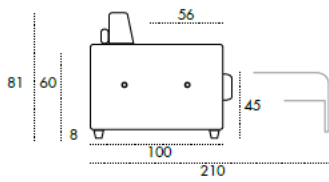
MATERASSO  
H 16 CM  
DI SERIE



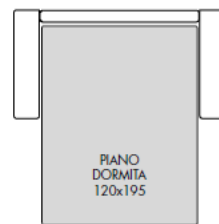
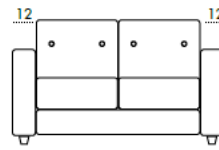
MATERASSO  
SFODERABILE  
OPTIONAL

CAMILLO

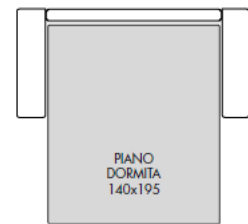
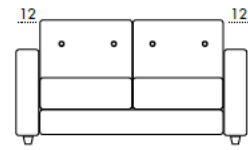
### Poltrona



### Div. 2P Maxi



### Div. 3P



### Div. 3P Maxi

