

16 Eden

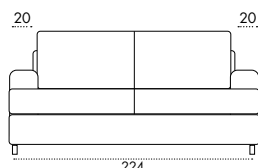
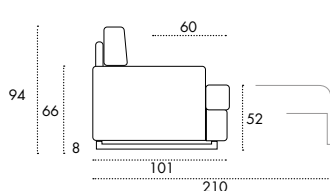


Divano letto trasformabile con rete elettrosaldata, piano seduta con cinghie elastiche, piede h 8, materasso h 16 e meccanismo con portaguanciaiale. L'apertura avviene mediante un unico movimento frontale di rotazione dello schienale ed il passaggio dalla posizione divano alla posizione letto non richiede alcuna rimozione di parti assemblate e/o di tappezzeria del prodotto. Meccanismo prodotto dall'azienda LOIUDICE (MEC CLIO max). Struttura formata da una parte metallica, assemblata con parti esterne in agglomerato di legno (multistrato e massello in legno) tramite innesti a baionette. Cuscini di seduta in densità 35s comfort hr kg/m², con strato in memory densità 50kg e rivestiti con ovatta telata 180 gr. Cuscini schienali in fibra di fiocco. Rivestimento in tessuto completamente sfoderabile. Divano disponibile solo nella versione letto. Piede a slitta in metallo verniciato di serie.

Convertible sofa bed with electro-welded mesh, seat base with elastic straps, 8 cm high feet, 16 cm high mattress, and mechanism with pillow holder. The opening occurs through a single frontal rotation movement of the backrest, and the transition from sofa to bed position does not require any removal of assembled parts and/or upholstery of the product. Mechanism produced by the LOIUDICE company (MEC CLIO max). Structure formed by a metal part, assembled with external parts in wood chipboard (plywood and solid wood) through bayonet joints. Seat cushions in 35s comfort hr kg/m² density, with a 50kg density memory foam layer and covered with 180 gr quilted wadding. Back cushions in fiber flakes. Completely removable fabric upholstery. Sofa available only in the bed version. Sled base in standard painted metal.

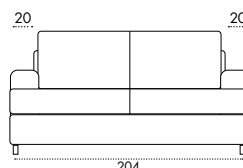
Canape-lit convertibile avec sommier electrosoude, assise avec sangles elastiques, pieds de 8 cm de hauteur, matelas de 16 cm de hauteur et mecanisme avec range oreillers. L'ouverture se fait par un seul mouvement de rotation frontal du dossier, et la transition de la position canape a la position lit ne necessite aucun retrait de pieces assemblees et/ou de revetement du produit. Mecanisme produit par l'entreprise LOIUDICE (MEC CLIO max). Structure formee par une partie metallique, assemblee avec des pieces externes en agglomerate de bois (contreplaque et bois massif) par des joints a baïonnette. Coussins d'assise en densite hr de 35s kg/m², avec une couche de mousse a memoire de 50 kg de densite et recouverts de ouate matelasee de 180 g. Coussins de dossier en fibres de flocons. Revetement en tissu entierement amovible. Canape disponible uniquement en version lit. Base de type traineau en metal peint en standard.

Divano 3 posti Maxi Maxi 3 Seater Sofa
Canapé Maxi 3 places



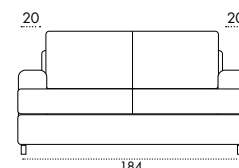
Materasso/Mattress/ Matelas
160 X 195 X h16 cm

Divano 3 posti 3 Seater Sofa
Canapé 3 places



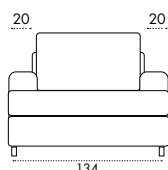
Materasso/Mattress/ Matelas
140 X 195 X h16 cm

Divano 2 posti Maxi Maxi 2 Seater Sofa
Canapé Maxi 3 places



Materasso/Mattress/ Matelas
120 X 195 X h16 cm

Poltrona Armchair
Fauteuils



Materasso/Mattress/ Matelas
70 X 195 X h16 cm

DI SERIE / STANDARD



Apertura a Ribalta
Roll-out system
Pivotant system



Materasso h16
Mattress h16
Matelas h16



Sfoderabilità Totale
Fully removable cover
Total housse amovibles

OPTIONAL / OPTIONNEL



LIFT-UP
Lift-Up
Lift-Up



Materasso Sfoderabile
Removable mattress cover
Matelas déhoussable